



AFTER-SCHOOL TEACHER FOR A CHILD WITH HEARING IMPAIRMENT



I'LL HAVE A CHILD WITH HEARING IMPAIRMENT IN THE AFTER-SCHOOL PROGRAM. IT'LL BE FINE, THE KIDS WILL PLAY. THEY KNOW EACH OTHER FROM CLASSROOM ALREADY.

OH, AND WHAT SHALL I DO?

YOU'RE RIGHT, BUT...

...THE ENVIRONMENT OF THE AFTER-SCHOOL PROGRAM CAN REPRESENT MANY CHALLENGING COMMUNICATION SITUATIONS FOR A CHILD WITH HEARING IMPAIRMENT IN WHICH HE OR SHE WILL NEED YOUR HELP.




Get to know each other...



Every child with a hearing impairment is different.

Even a child with good hearing aids or cochlear implants cannot hear as well as his hearing peers. Children with hearing loss take longer to process auditory signals, listening is harder work for them, and they can become tired easily.


Hearing aids and cochlear implants are technical devices that can amplify the voice, but they will amplify the person closest to the user most.



Wireless technologies are technical assistive devices that transmit the teacher's voice directly into the hearing aid or processor of the hearing-impaired child's cochlear implant. They consist of a transmitter (microphone) and a receiver. The child feels as if you are speaking directly into his or her ear. For more information, see the methods and videos of the Understand through Experience project. (In Czech language - to be translated soon).



CHALLENGING AUDITORY ENVIRONMENTS CAN PREVENT CHILDREN FROM SOCIALIZING FULLY.



READING CAN BE A WAY TO RELAX FOR CHILDREN, BUT ALSO AN ESCAPE STRATEGY.

SUPPORT THE COLLECTIVE WITH APPROPRIATELY CHOSEN ACTIVITIES.


At the very beginning, talk to the children about all the differences. Open up the topic of hearing impairment so that it doesn't become a taboo.

Come up with communication rules that will help you better understand each other.

Take an interest in the child with a hearing impairment and their needs.

WE CAN DO THIS TOGETHER!

Play games the child with a hearing impairment can easily join in. For example Dobble or other board games. These are great opportunities for communication and making friends.



IN CONCLUSION

MAKES LIFE EASIER!

DON'T FORGET TO COMMUNICATE!




More information here:



animation



methods



video tutorials

The translation of materials from Czech to English is in progress.



CONTACT



Mgr. Leona Pejcharová
project leader
l.pejcharova@suki.cz

Mgr. Marína Štibrányi
chief methodologist
m.stibranyi@suki.cz



www.zazitek.zsheureka.cz FB: @zazitkemkporozumeni

